
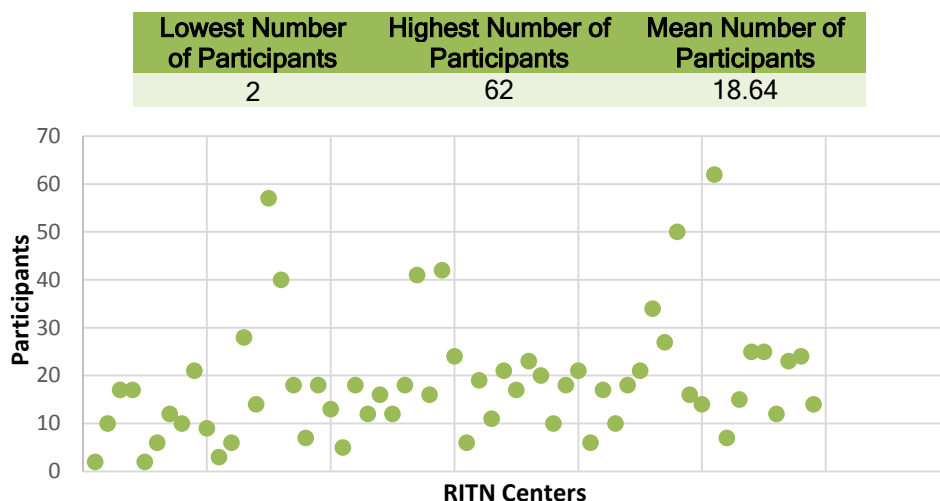


2014

**RITN Tabletop Exercise (TTX)
Survey Results Summary**



Question 3: How many people participated in your exercise?

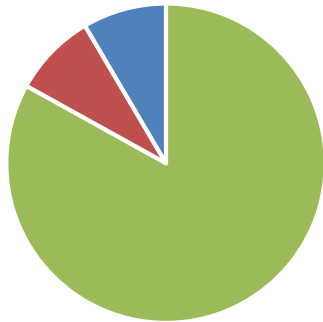


Question 4: Identify all members of your incident response team:

Answer Options	Response Percent	Response Count
RITN Medical Director	83.1%	49
RITN Primary Coordinator	96.6%	57
RITN Alternate Coordinator	69.5%	41
Additional physician(s)	59.3%	35
Nursing staff	83.1%	49
Admission process representative	33.9%	20
Administrator/hospital executive	54.2%	32
Emergency management staff	83.1%	49
Pharmacy staff member	67.8%	40
Radiation safety officer/Health physicist	64.4%	38
Social services representative	42.4%	25
Psychiatry/psychology representative	16.9%	10
Blood center representative	49.2%	29
Emergency department representative	57.6%	34
Quality representative	54.2%	32
Regulatory representative	33.9%	20
Infectious disease specialist	16.9%	10
Cell processing lab representative	42.4%	25
Environmental health and safety representative	39.0%	23
Ethicist	8.5%	5
Burn center representative	16.9%	10
Public information representative	35.6%	21
VA/NDMS representative	18.6%	11
Public health representative	30.5%	18
County/city/state emergency manager	37.3%	22
Infectious disease specialist	13.6%	8
Poison Control Center representative	15.3%	9
Healthcare coalition representative	35.6%	21
Other		11

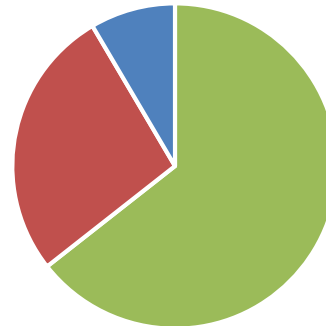
Question 5: Does your hospital have a documented radiological triage process?

Answer Options	Response Percent	Response Count
Yes	83%	49
No	8.5%	5
Other	8.5%	5



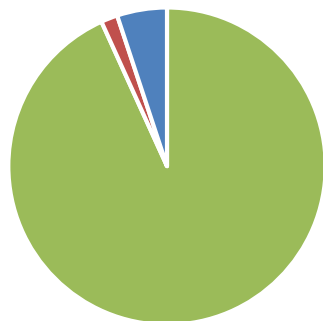
Question 6: Has your hospital exercised this triage process?

Answer Options	Response Percent	Response Count
Yes	83%	49
No	8.5%	5
Other	8.5%	5



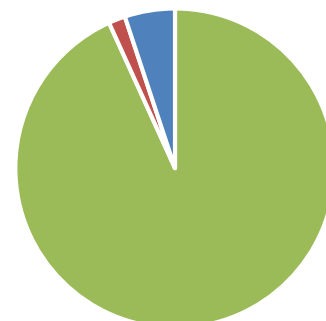
Question 7: Are you involved in a healthcare coalition in your state?

Answer Options	Response Percent	Response Count
Yes	93.2%	55
No	1.7%	1
Other	5.1%	3



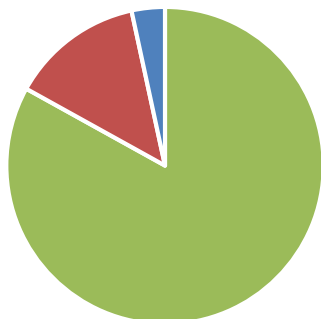
Question 8: Is the coalition part of ASPR's Hospital Preparedness Program (HPP)?

Answer Options	Response Percent	Response Count
Yes	93.2%	55
No	1.7%	1
Other	5.1%	3



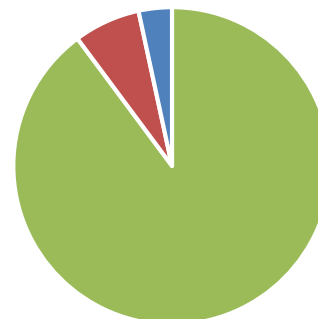
Question 9: Do you know your healthcare coalition lead?

Answer Options	Response Percent	Response Count
Yes	83.1%	49
No	13.6%	8
Other	3.4%	2



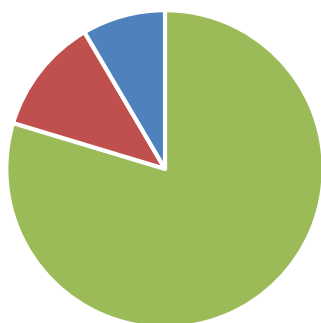
Question 10: Do you have contact information or a process to engage the healthcare coalition?

Answer Options	Response Percent	Response Count
Yes	83.1%	53
No	13.6%	4
Other	3.4%	2



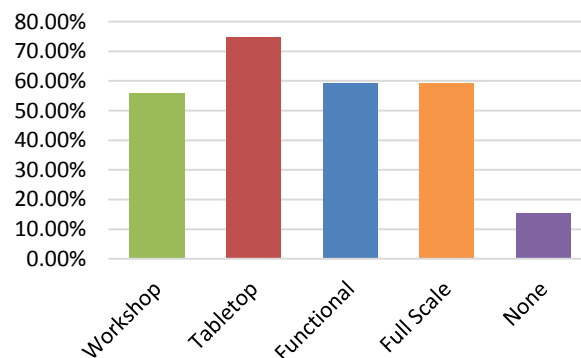
Question 11: Have you exercised with the healthcare coalition?

Answer Options	Response Percent	Response Count
Yes	79.7%	47
No	11.9%	7
Other	8.4%	5



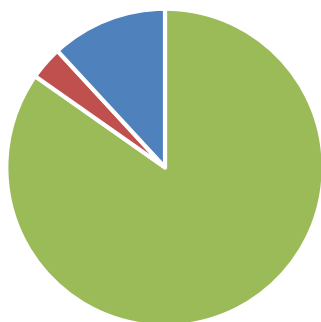
Question 12: What types of exercises have you participated in with your healthcare coalition?

Answer Options	Response Percent	Response Count
Workshop	55.9%	33
Tabletop	74.6%	44
Functional	59.3%	35
Full Scale	59.3%	35
None	15.3%	9



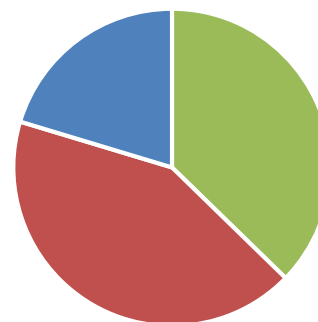
Question 13: Does your hospital have an established link to communicate with your Poison Control Center (PCC)?

Answer Options	Response Percent	Response Count
Yes	84.7%	50
No	3.4%	2
Other	11.9%	7



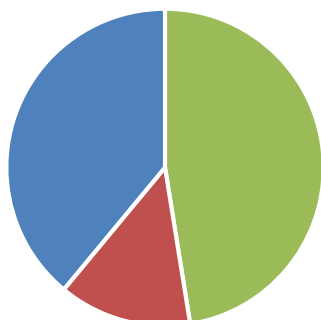
Question 14: Question 14: Has the coordination of public health messages through the PCC been exercised?

Answer Options	Response Percent	Response Count
Yes	37.3%	22
No	42.4%	25
Other	20.3%	12



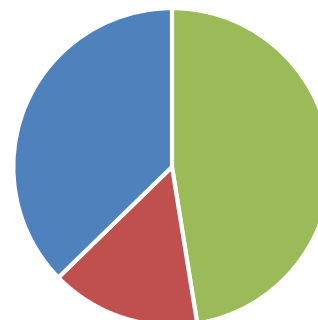
Question 15: Does your PCC have established algorithms related to radiological incidents?

Answer Options	Response Percent	Response Count
Yes	47.5%	28
No	13.6%	8
Other	39.0%	23



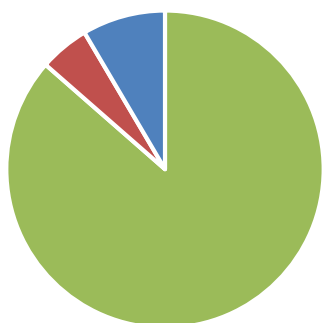
Question 16: Does your PCC have resources to assist with a marrow toxic incident?

Answer Options	Response Percent	Response Count
Yes	47.5%	28
No	15.3%	9
Other	37.3%	22



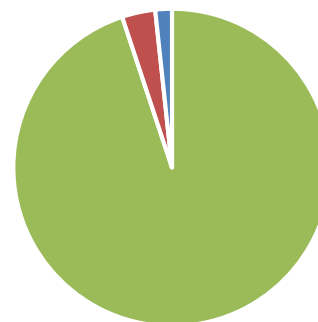
Question 17: Is your hospital public affairs staff aware of your involvement in RITN?

Answer Options	Response Percent	Response Count
Yes	86.4%	51
No	5.1%	3
Other	8.5%	5



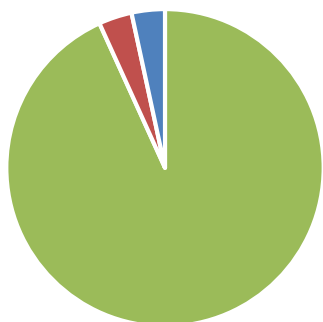
Question 18: Has your hospital exercised developing and distributing messaging to staff during a disaster?

Answer Options	Response Percent	Response Count
Yes	94.9%	56
No	3.4%	2
Other	1.7%	1



Question 19: Has your hospital exercised developing and distributing messaging to external media and partners during a disaster?

Answer Options	Response Percent	Response Count
Yes	93.2%	55
No	3.4%	2
Other	3.4%	2



Question 20: Has your public affairs team developed pre-scripted messaging for this scenario?

Answer Options	Response Percent	Response Count
Yes	32.2%	19
No	52.5%	31
Other	15.3%	9

